

TOSHIBA

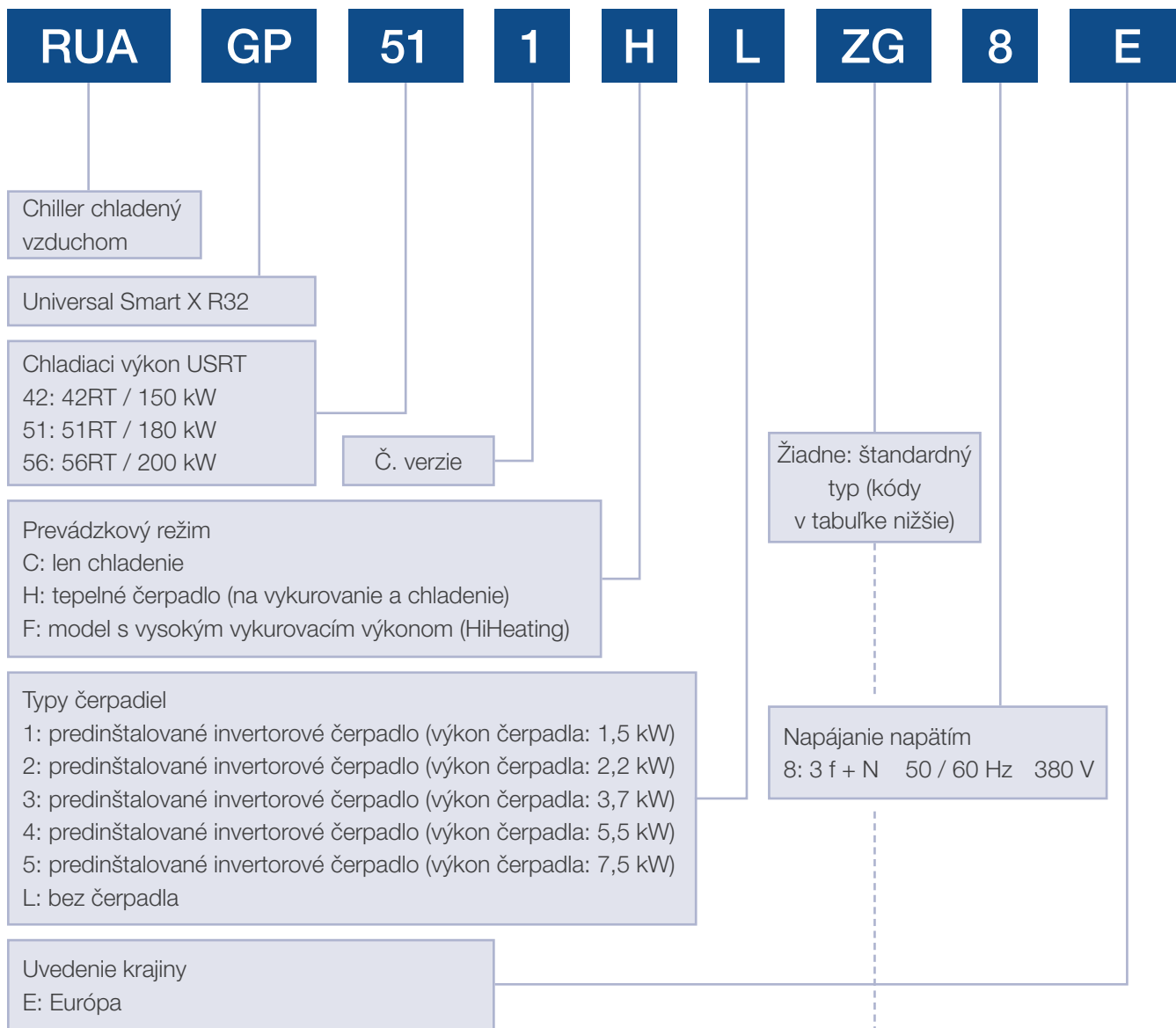
HIGHER
quality in
LIFE



INFORMÁCIE O CENE
USX STOCK & TAILOR MADE MODELS

NOMENKLATÚRA

AKO ČÍTAŤ NÁZOV MODELU



Code	High EER type	Brine specifications	Resistance to salt	High resistance to salt
N	X			
R		X		
Z			X	
ZG				X
NR	X	X		
NZ	X		X	
NG	X			X
RZ		X	X	
RG		X		X
WZ	X	X	X	
WG	X	X		X

INFORMÁCIE O CENE

TOSHIBA AIR-COND STOCK MODELS



200 KW COOLING ONLY –
BRINE, 3,7 KW PUMP

Type **RUAGP561C3R8E** stock model

ČÍSLO DIELU	OZNAČENIE			DODATOK				CENA €
RUAGP561C3R8E	TOSHIBA USX Chiller	200 kW / 70 HP	Brine Model	Cooling Only	Basic EER		Integrated Pump 3,7 kW	71.197,-
RBP-MC003SSRDE	Module Controller (MC) for Basic Heating, Brine Model			Požadované príslušenstvo				4.016,-

Optimálne riešenie pre

- Priemysel
- Ventilačné zariadenia
- Procesné chladenie
- Nemocnice

200 KW COOLING ONLY –
WATER / BRINE, 2,2 KW PUMP

Type **RUAGP561C28E** stock model

ČÍSLO DIELU	OZNAČENIE			DODATOK				CENA €
RUAGP561C28E	TOSHIBA USX Chiller	200 kW / 70 HP	Water/Brine Model	Cooling Only	Basic EER		Integrated Pump 2,2 kW	66.670,-
RBP-MC003SSDE	Module Controller (MC) for Basic Heating, Water, Water/Brine Model			Požadované príslušenstvo				4.016,-

Optimálne riešenie pre

- Ventilačné zariadenia
- Technické servery
- Kancelárske budovy
- Technické chladenie
- Hotely
- Nákupné centrá
- Nemocnice

150 KW HEATPUMP, HiHEATING –
WATER / BRINE, 2,2 KW PUMP

Type **RUAGP421F28E** stock model

ČÍSLO DIELU	OZNAČENIE			DODATOK				CENA €
RUAGP421F28E	TOSHIBA USX Chiller	150 kW / 50 HP	Water/Brine Model	Heating & Cooling	Basic EER	HiHeating	Integrated Pump 2,2 kW	68.598,-
RBP-MC003SSFDE	Module Controller (MC) for HiHeating, Water, Water/Brine Model			Požadované príslušenstvo				4.201,-

Optimálne riešenie pre

- Ventilačné zariadenia
- Nemocnice
- Kancelárie
- Nákupné centrá
- Hotely

180 KW HEATPUMP, HiHEATING –
WATER / BRINE, 2,2 KW PUMP

Type **RUAGP511F28E** stock model

ČÍSLO DIELU	OZNAČENIE			DODATOK				CENA €
RUAGP511F28E	TOSHIBA USX Chiller	180 kW / 60 HP	Water/Brine Model	Heating & Cooling	Basic EER	HiHeating	Integrated Pump 2,2 kW	68.943,-
RBP-MC003SSFDE	Module Controller (MC) for HiHeating, Water, Water/Brine Model			Požadované príslušenstvo				2.035,-

Optimálne riešenie pre

- Ventilačné zariadenia
- Nemocnice
- Kancelárie
- Nákupné centrá
- Hotely

INFORMÁCIE O CENE

TAILOR MADE MODELS

150 KW MODELS

ČÍSLO DIEĽU	OZNAČENIE			DODATOK				CENA €
RUAGP421HL8E	TOSHIBA USX Chiller	150 kW / 50 HP	Water Model	Heating & Cooling	Basic EER	Basic Heating	Pumpless	64.089,-
RUAGP421H28E	TOSHIBA USX Chiller	150 kW / 50 HP	Water Model	Heating & Cooling	Basic EER	Basic Heating	Integrated Pump 2,2 kW	66.708,-
RUAGP421H78E	TOSHIBA USX Chiller	150 kW / 50 HP	Water Model	Heating & Cooling	Basic EER	Basic Heating	Integrated Pump 7,5 kW	71.197,-
RUAGP421HL8E.	TOSHIBA USX Chiller	150 kW / 50 HP	Water/Brine Model	Heating & Cooling	Basic EER	Basic Heating	Pumpless	64.915,-
RUAGP421H28E.	TOSHIBA USX Chiller	150 kW / 50 HP	Water/Brine Model	Heating & Cooling	Basic EER	Basic Heating	Integrated Pump 2,2 kW	67.533,-
RUAGP421H78E.	TOSHIBA USX Chiller	150 kW / 50 HP	Water/Brine Model	Heating & Cooling	Basic EER	Basic Heating	Integrated Pump 7,5 kW	72.021,-
RUAGP421HLR8E	TOSHIBA USX Chiller	150 kW / 50 HP	Brine Model	Heating & Cooling	Basic EER	Basic Heating	Pumpless	68.118,-
RUAGP421H2R8E	TOSHIBA USX Chiller	150 kW / 50 HP	Brine Model	Heating & Cooling	Basic EER	Basic Heating	Integrated Pump 2,2 kW	70.534,-
RUAGP421H7R8E	TOSHIBA USX Chiller	150 kW / 50 HP	Brine Model	Heating & Cooling	Basic EER	Basic Heating	Integrated Pump 7,5 kW	76.864,-
RUAGP421FL8E	TOSHIBA USX Chiller	150 kW / 50 HP	Water Model	Heating & Cooling	Basic EER	HiHeating	Pumpless	65.068,-
RUAGP421F28E	TOSHIBA USX Chiller	150 kW / 50 HP	Water Model	Heating & Cooling	Basic EER	HiHeating	Integrated Pump 2,2 kW	67.773,-
RUAGP421F78E	TOSHIBA USX Chiller	150 kW / 50 HP	Water Model	Heating & Cooling	Basic EER	HiHeating	Integrated Pump 7,5 kW	72.261,-
RUAGP421FL8E.	TOSHIBA USX Chiller	150 kW / 50 HP	Water/Brine Model	Heating & Cooling	Basic EER	HiHeating	Pumpless	65.893,-
RUAGP421F28E.	TOSHIBA USX Chiller	150 kW / 50 HP	Water/Brine Model	Heating & Cooling	Basic EER	HiHeating	Integrated Pump 2,2 kW	68.598,-
RUAGP421F78E.	TOSHIBA USX Chiller	150 kW / 50 HP	Water/Brine Model	Heating & Cooling	Basic EER	HiHeating	Integrated Pump 7,5 kW	73.086,-
RUAGP421FLR8E	TOSHIBA USX Chiller	150 kW / 50 HP	Brine Model	Heating & Cooling	Basic EER	HiHeating	Pumpless	69.097,-
RUAGP421F2R8E	TOSHIBA USX Chiller	150 kW / 50 HP	Brine Model	Heating & Cooling	Basic EER	HiHeating	Integrated Pump 2,2 kW	71.599,-
RUAGP421F7R8E	TOSHIBA USX Chiller	150 kW / 50 HP	Brine Model	Heating & Cooling	Basic EER	HiHeating	Integrated Pump 7,5 kW	77.929,-
RUAGP421CL8E	TOSHIBA USX Chiller	150 kW / 50 HP	Water Model	Cooling Only	Basic EER		Pumpless	62.853,-
RUAGP421C28E	TOSHIBA USX Chiller	150 kW / 50 HP	Water Model	Cooling Only	Basic EER		Integrated Pump 2,2 kW	65.471,-
RUAGP421C78E	TOSHIBA USX Chiller	150 kW / 50 HP	Water Model	Cooling Only	Basic EER		Integrated Pump 7,5 kW	69.959,-
RUAGP421CL8E.	TOSHIBA USX Chiller	150 kW / 50 HP	Water/Brine Model	Cooling Only	Basic EER		Pumpless	63.678,-
RUAGP421C28E.	TOSHIBA USX Chiller	150 kW / 50 HP	Water/Brine Model	Cooling Only	Basic EER		Integrated Pump 2,2 kW	66.296,-
RUAGP421C78E.	TOSHIBA USX Chiller	150 kW / 50 HP	Water/Brine Model	Cooling Only	Basic EER		Integrated Pump 7,5 kW	70.785,-
RUAGP421CLR8E	TOSHIBA USX Chiller	150 kW / 50 HP	Brine Model	Cooling Only	Basic EER		Pumpless	66.881,-
RUAGP421C2R8E	TOSHIBA USX Chiller	150 kW / 50 HP	Brine Model	Cooling Only	Basic EER		Integrated Pump 2,2 kW	69.298,-
RUAGP421C7R8E	TOSHIBA USX Chiller	150 kW / 50 HP	Brine Model	Cooling Only	Basic EER		Integrated Pump 7,5 kW	75.627,-
RUAGP421CLN8E	TOSHIBA USX Chiller	150 kW / 50 HP	Water Model	Cooling Only	High EER		Pumpless	64.637,-
RUAGP421C2N8E	TOSHIBA USX Chiller	150 kW / 50 HP	Water Model	Cooling Only	High EER		Integrated Pump 2,2 kW	67.254,-
RUAGP421C7N8E	TOSHIBA USX Chiller	150 kW / 50 HP	Water Model	Cooling Only	High EER		Integrated Pump 7,5 kW	71.743,-
RUAGP421CLN8E.	TOSHIBA USX Chiller	150 kW / 50 HP	Water/Brine Model	Cooling Only	High EER		Pumpless	65.461,-
RUAGP421C2N8E.	TOSHIBA USX Chiller	150 kW / 50 HP	Water/Brine Model	Cooling Only	High EER		Integrated Pump 2,2 kW	68.080,-
RUAGP421C7N8E.	TOSHIBA USX Chiller	150 kW / 50 HP	Water/Brine Model	Cooling Only	High EER		Integrated Pump 7,5 kW	72.568,-
RUAGP421CLNR8E	TOSHIBA USX Chiller	150 kW / 50 HP	Brine Model	Cooling Only	High EER		Pumpless	68.664,-
RUAGP421C2NR8E	TOSHIBA USX Chiller	150 kW / 50 HP	Brine Model	Cooling Only	High EER		Integrated Pump 2,2 kW	71.082,-
RUAGP421C7NR8E	TOSHIBA USX Chiller	150 kW / 50 HP	Brine Model	Cooling Only	High EER		Integrated Pump 7,5 kW	77.411,-

POŽADOVANÉ PRÍSLUŠENSTVO & MOŽNOSTI

Pozri stranu 7



180 KW MODELS

ČÍSLO DIEĽU	OZNAČENIE			DODATOK				CENA €
RUAGP511HL8E	TOSHIBA USX Chiller	180 kW / 60 HP	Water Model	Heating & Cooling	Basic EER	Basic Heating	Pumpless	64.436,-
RUAGP511H28E	TOSHIBA USX Chiller	180 kW / 60 HP	Water Model	Heating & Cooling	Basic EER	Basic Heating	Integrated Pump 2,2 kW	67.053,-
RUAGP511H78E	TOSHIBA USX Chiller	180 kW / 60 HP	Water Model	Heating & Cooling	Basic EER	Basic Heating	Integrated Pump 7,5 kW	71.542,-
RUAGP511HL8E.	TOSHIBA USX Chiller	180 kW / 60 HP	Water/Brine Model	Heating & Cooling	Basic EER	Basic Heating	Pumpless	65.260,-
RUAGP511H28E.	TOSHIBA USX Chiller	180 kW / 60 HP	Water/Brine Model	Heating & Cooling	Basic EER	Basic Heating	Integrated Pump 2,2 kW	67.879,-
RUAGP511H78E.	TOSHIBA USX Chiller	180 kW / 60 HP	Water/Brine Model	Heating & Cooling	Basic EER	Basic Heating	Integrated Pump 7,5 kW	72.367,-
RUAGP511HLR8E	TOSHIBA USX Chiller	180 kW / 60 HP	Brine Model	Heating & Cooling	Basic EER	Basic Heating	Pumpless	68.463,-
RUAGP511H2R8E	TOSHIBA USX Chiller	180 kW / 60 HP	Brine Model	Heating & Cooling	Basic EER	Basic Heating	Integrated Pump 2,2 kW	70.880,-
RUAGP511H7R8E	TOSHIBA USX Chiller	180 kW / 60 HP	Brine Model	Heating & Cooling	Basic EER	Basic Heating	Integrated Pump 7,5 kW	77.210,-
RUAGP511FL8E	TOSHIBA USX Chiller	180 kW / 60 HP	Water Model	Heating & Cooling	Basic EER	HiHeating	Pumpless	65.413,-
RUAGP511F28E	TOSHIBA USX Chiller	180 kW / 60 HP	Water Model	Heating & Cooling	Basic EER	HiHeating	Integrated Pump 2,2 kW	68.118,-
RUAGP511F78E	TOSHIBA USX Chiller	180 kW / 60 HP	Water Model	Heating & Cooling	Basic EER	HiHeating	Integrated Pump 7,5 kW	72.261,-
RUAGP511FL8E.	TOSHIBA USX Chiller	180 kW / 60 HP	Water/Brine Model	Heating & Cooling	Basic EER	HiHeating	Pumpless	66.239,-
RUAGP511F28E.	TOSHIBA USX Chiller	180 kW / 60 HP	Water/Brine Model	Heating & Cooling	Basic EER	HiHeating	Integrated Pump 2,2 kW	68.943,-
RUAGP511F78E.	TOSHIBA USX Chiller	180 kW / 60 HP	Water/Brine Model	Heating & Cooling	Basic EER	HiHeating	Integrated Pump 7,5 kW	73.086,-
RUAGP511FLR8E	TOSHIBA USX Chiller	180 kW / 60 HP	Brine Model	Heating & Cooling	Basic EER	HiHeating	Pumpless	69.442,-
RUAGP511F2R8E	TOSHIBA USX Chiller	180 kW / 60 HP	Brine Model	Heating & Cooling	Basic EER	HiHeating	Integrated Pump 2,2 kW	71.944,-
RUAGP511F7R8E	TOSHIBA USX Chiller	180 kW / 60 HP	Brine Model	Heating & Cooling	Basic EER	HiHeating	Integrated Pump 7,5 kW	78.274,-
RUAGP511CL8E	TOSHIBA USX Chiller	180 kW / 60 HP	Water Model	Cooling Only	Basic EER		Pumpless	63.198,-
RUAGP511C28E	TOSHIBA USX Chiller	180 kW / 60 HP	Water Model	Cooling Only	Basic EER		Integrated Pump 2,2 kW	65.816,-
RUAGP511C78E	TOSHIBA USX Chiller	180 kW / 60 HP	Water Model	Cooling Only	Basic EER		Integrated Pump 7,5 kW	70.304,-
RUAGP511CL8E.	TOSHIBA USX Chiller	180 kW / 60 HP	Water/Brine Model	Cooling Only	Basic EER		Pumpless	64.023,-
RUAGP511C28E.	TOSHIBA USX Chiller	180 kW / 60 HP	Water/Brine Model	Cooling Only	Basic EER		Integrated Pump 2,2 kW	66.641,-
RUAGP511C78E.	TOSHIBA USX Chiller	180 kW / 60 HP	Water/Brine Model	Cooling Only	Basic EER		Integrated Pump 7,5 kW	71.130,-
RUAGP511CLR8E	TOSHIBA USX Chiller	180 kW / 60 HP	Brine Model	Cooling Only	Basic EER		Pumpless	68.003,-
RUAGP511C2R8E	TOSHIBA USX Chiller	180 kW / 60 HP	Brine Model	Cooling Only	Basic EER		Integrated Pump 2,2 kW	69.643,-
RUAGP511C7R8E	TOSHIBA USX Chiller	180 kW / 60 HP	Brine Model	Cooling Only	Basic EER		Integrated Pump 7,5 kW	75.972,-
RUAGP511CLN8E	TOSHIBA USX Chiller	180 kW / 60 HP	Water Model	Cooling Only	High EER		Pumpless	64.982,-
RUAGP511C2N8E	TOSHIBA USX Chiller	180 kW / 60 HP	Water Model	Cooling Only	High EER		Integrated Pump 2,2 kW	67.600,-
RUAGP511C7N8E	TOSHIBA USX Chiller	180 kW / 60 HP	Water Model	Cooling Only	High EER		Integrated Pump 7,5 kW	72.088,-
RUAGP511CLN8E.	TOSHIBA USX Chiller	180 kW / 60 HP	Water/Brine Model	Cooling Only	High EER		Pumpless	65.806,-
RUAGP511C2N8E.	TOSHIBA USX Chiller	180 kW / 60 HP	Water/Brine Model	Cooling Only	High EER		Integrated Pump 2,2 kW	68.425,-
RUAGP511C7N8E.	TOSHIBA USX Chiller	180 kW / 60 HP	Water/Brine Model	Cooling Only	High EER		Integrated Pump 7,5 kW	72.913,-
RUAGP511CLNR8E	TOSHIBA USX Chiller	180 kW / 60 HP	Brine Model	Cooling Only	High EER		Pumpless	69.787,-
RUAGP511C2NR8E	TOSHIBA USX Chiller	180 kW / 60 HP	Brine Model	Cooling Only	High EER		Integrated Pump 2,2 kW	71.427,-
RUAGP511C7NR8E	TOSHIBA USX Chiller	180 kW / 60 HP	Brine Model	Cooling Only	High EER		Integrated Pump 7,5 kW	77.756,-

POŽADOVANÉ PRÍSLUŠENSTVO & MOŽNOSTI

Pozri stranu 7

INFORMÁCIE O CENE

TAILOR MADE MODELS

200 KW MODELS

ČÍSLO DIEĽU	OZNAČENIE			DODATOK				CENA €
RUAGP561HL8E	TOSHIBA USX Chiller	200 kW / 70 HP	Water Model	Heating & Cooling	Basic EER	Basic Heating	Pumpless	65.068,-
RUAGP561H28E	TOSHIBA USX Chiller	200 kW / 70 HP	Water Model	Heating & Cooling	Basic EER	Basic Heating	Integrated Pump 2,2 kW	66.996,-
RUAGP561H78E	TOSHIBA USX Chiller	200 kW / 70 HP	Water Model	Heating & Cooling	Basic EER	Basic Heating	Integrated Pump 7,5 kW	72.376,-
RUAGP561HL8E.	TOSHIBA USX Chiller	200 kW / 70 HP	Water/Brine Model	Heating & Cooling	Basic EER	Basic Heating	Pumpless	65.893,-
RUAGP561H28E.	TOSHIBA USX Chiller	200 kW / 70 HP	Water/Brine Model	Heating & Cooling	Basic EER	Basic Heating	Integrated Pump 2,2 kW	67.821,-
RUAGP561H78E.	TOSHIBA USX Chiller	200 kW / 70 HP	Water/Brine Model	Heating & Cooling	Basic EER	Basic Heating	Integrated Pump 7,5 kW	73.201,-
RUAGP561HLR8E	TOSHIBA USX Chiller	200 kW / 70 HP	Brine Model	Heating & Cooling	Basic EER	Basic Heating	Pumpless	69.068,-
RUAGP561H3R8E	TOSHIBA USX Chiller	200 kW / 70 HP	Brine Model	Heating & Cooling	Basic EER	Basic Heating	Integrated Pump 3,7 kW	72.348,-
RUAGP561H7R8E	TOSHIBA USX Chiller	200 kW / 70 HP	Brine Model	Heating & Cooling	Basic EER	Basic Heating	Integrated Pump 7,5 kW	78.591,-
RUAGP561CL8E	TOSHIBA USX Chiller	200 kW / 70 HP	Water Model	Cooling Only	Basic EER		Pumpless	63.917,-
RUAGP561C28E	TOSHIBA USX Chiller	200 kW / 70 HP	Water Model	Cooling Only	Basic EER		Integrated Pump 2,2 kW	65.846,-
RUAGP561C78E	TOSHIBA USX Chiller	200 kW / 70 HP	Water Model	Cooling Only	Basic EER		Integrated Pump 7,5 kW	71.225,-
RUAGP561CL8E.	TOSHIBA USX Chiller	200 kW / 70 HP	Water/Brine Model	Cooling Only	Basic EER		Pumpless	64.743,-
RUAGP561C28E.	TOSHIBA USX Chiller	200 kW / 70 HP	Water/Brine Model	Cooling Only	Basic EER		Integrated Pump 2,2 kW	66.670,-
RUAGP561C78E.	TOSHIBA USX Chiller	200 kW / 70 HP	Water/Brine Model	Cooling Only	Basic EER		Integrated Pump 7,5 kW	72.050,-
RUAGP561CLR8E	TOSHIBA USX Chiller	200 kW / 70 HP	Brine Model	Cooling Only	Basic EER		Pumpless	67.917,-
RUAGP561C3R8E	TOSHIBA USX Chiller	200 kW / 70 HP	Brine Model	Cooling Only	Basic EER		Integrated Pump 3,7 kW	71.197,-
RUAGP561C7R8E	TOSHIBA USX Chiller	200 kW / 70 HP	Brine Model	Cooling Only	Basic EER		Integrated Pump 7,5 kW	77.440,-
RUAGP561CLN8E	TOSHIBA USX Chiller	200 kW / 70 HP	Water Model	Cooling Only	High EER		Pumpless	65.729,-
RUAGP561C2N8E	TOSHIBA USX Chiller	200 kW / 70 HP	Water Model	Cooling Only	High EER		Integrated Pump 2,2 kW	67.658,-
RUAGP561C7N8E	TOSHIBA USX Chiller	200 kW / 70 HP	Water Model	Cooling Only	High EER		Integrated Pump 7,5 kW	73.038,-
RUAGP561CLN8E.	TOSHIBA USX Chiller	200 kW / 70 HP	Water/Brine Model	Cooling Only	High EER		Pumpless	66.555,-
RUAGP561C2N8E.	TOSHIBA USX Chiller	200 kW / 70 HP	Water/Brine Model	Cooling Only	High EER		Integrated Pump 2,2 kW	68.483,-
RUAGP561C7N8E.	TOSHIBA USX Chiller	200 kW / 70 HP	Water/Brine Model	Cooling Only	High EER		Integrated Pump 7,5 kW	73.862,-
RUAGP561CLNR8E	TOSHIBA USX Chiller	200 kW / 70 HP	Brine Model	Cooling Only	High EER		Pumpless	71.082,-
RUAGP561C3NR8E	TOSHIBA USX Chiller	200 kW / 70 HP	Brine Model	Cooling Only	High EER		Integrated Pump 3,7 kW	73.009,-
RUAGP561C7NR8E	TOSHIBA USX Chiller	200 kW / 70 HP	Brine Model	Cooling Only	High EER		Integrated Pump 7,5 kW	79.252,-

POŽADOVANÉ PRÍSLUŠENSTVO & MOŽNOSTI

Pozri stranu 7



POŽADOVANÉ PRÍSLUŠENSTVO

ČÍSLO DIELU	OZNAČENIE	DODATOK	CENA €
RBP-MC003SSE	TOSHIBA USX Chiller, Module Controller (MC)	na Basic Heating, Water, Water/Brine Model	1.850,-
RBP-MC003SSDE	TOSHIBA USX Chiller, Module Controller (MC)	na Basic Heating, Water, Water/Brine Model, vrátane. Modbus-Interface	4.016,-
RBP-MC003SSRE	TOSHIBA USX Chiller, Module Controller (MC)	na Basic Heating, Brine Model	1.850,-
RBP-MC003SSRDE	TOSHIBA USX Chiller, Module Controller (MC)	na Basic Heating, Brine Model, vrátane. Modbus-Interface	4.016,-
RBP-MC003SSFDE	TOSHIBA USX Chiller, Module Controller (MC)	na HiHeating, Water, Water/Brine Model	2.035,-
RBP-MC003SSFDE	TOSHIBA USX Chiller, Module Controller (MC)	na HiHeating, Water, Water/Brine Model, vrátane. Modbus-Interface	4.201,-
RBP-MC003SSFRE	TOSHIBA USX Chiller, Module Controller (MC)	na HiHeating, Brine Model	2.035,-
RBP-MC003SSFRDE	TOSHIBA USX Chiller, Module Controller (MC)	na HiHeating, Brine Model vrátane. Modbus-Interface	4.201,-

MOŽNOSTI

ČÍSLO DIELU	OZNAČENIE	DODATOK	CENA €
RBP-GC003S-E	Group Controller (GC)	pre kombinácie až 8 skupín po 16 kombinovaných modulov	4.440,-
RBP-BT923TYS	Connecting Fitting Kit	pre spojenie dvoch alebo viacerých modulov	259,-
RBP-RTHS-E	External Sensor	Snímač teploty LWT	334,-
RBP-SDCD-E	SD Card for Flash Monitor	Karta WIFI na používanie aplikácie Flash Monitor na PC alebo smartfóne	240,-
RBP-FL030E-E	Flange Kit for Hood and Net Installation	na inštaláciu zariadení na ochranu pred poveternostnými vplyvmi	1.776,-
RBP-CPB		Ochrana proti korózii Basic	na požiadanie
RBP-CPH		Ochrana proti korózii Heavy	na požiadanie
RBP-ACOMM		Assistance Commissioning for system start-up	na požiadanie
RBP-LDT	Large ΔT specification	Zvýšené ΔT medzi EWT/LWT: $\Delta T = 10$ až 16 K	na požiadanie
RBP-HMS	Heat machine specification	Heating only model	na požiadanie
RBP-SSSS	Stainless steel screw set	Upevňovacie prvky z nehrdzavejúcej ocele: skrutky, skrutky a matica, závesné nity	na požiadanie
RBP-SSWSCV	Stainless steel water strainer & check valve	Vodný filter a spätný ventil z nehrdzavejúcej ocele	na požiadanie
RBP-SSWP	Special pump specification	Vodné čerpadlo z nehrdzavejúcej ocele	na požiadanie
RBP-HSS	Heat storage system specification	Umožňuje optimálnu prevádzku pri pripojení na systém akumulácie tepla	na požiadanie
RBP-FSU	Fast start up specification	Umožňuje systému obnoviť 100 % výkonu za 50 % štandardného času	na požiadanie



Up to 16 units can be combined by using a Module controller




Up to 8 groups of 16 combined-units by using a Group controller

Poradíme vám osobne

VÁŠ CERTIFIKOVANÝ PARTNER TOSHIBA


Obchodný partner TOSHIBA:



Spoločnosť TOSHIBA je hrdá na svoju sieť kvalifikovaných poradcov z odboru chladiacej a klimatizačnej techniky. S klimatizačným systémom TOSHIBA získate nielen najlepšiu kvalitu produktu, ale aj profesionálne poradenstvo, plánovanie, inštaláciu a servis. Stavte na dokonalú klímu od odborníka!

Od malých po veľké

S aplikáciami na domáce použitie a priemyselné použitie pokrýva TOSHIBA celé spektrum. Pre podrobnejšie informácie sa obráťte na svojho obchodného poradcu TOSHIBA alebo navštívte našu webovú stránku.



Hľadáte ešte viac informácií? Navštívte našu webovú stránku!

Viac informácií o produktoch TOSHIBA a distribútoroch nájdete priamo na našej webovej stránke: www.toshiba-aircondition.com